


*What are ways to show people you care?*

### Option 1: The Paralyzed Man Bible Story Craft

#### Supplies:

- White cardstock
- The Paralyzed Man and Bed Coloring Page
- Markers, crayons or colored pencils
- Scissors
- Metal brad or a wire twist tie

1. Print out the Paralyzed Man and Bed Coloring Page.
2. Color the Page with markers, crayons or colored pencils.
3. Cut out the man and his bed.
4. Poke a hole through the two pictures (as indicated by the dot on the picture). Using a metal brad or wire twist tie, attach the two pieces together. Now you can tell the story showing the man on his bed, turn him and he is standing after being healed by Jesus.

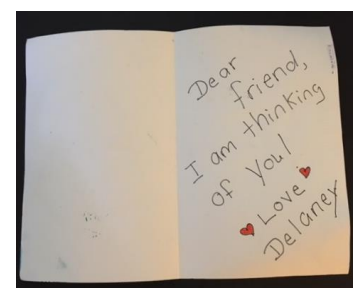



### Option 2: Friendship Card

#### Supplies:

- 8 ½ x 11 construction paper or cardstock
- Pencil
- Black marker
- Markers, crayons or colored pencils
- Your hands

1. Using a pencil, trace your left hand on the card. Now turn the paper in the opposite direction. Place your right hand over the outline of your left hand, trace the outline of your right hand overlapping the left hand outline. Repeat 2 or 3 times filling the paper with overlapping outlines of your hands.
2. Color each space in between the tracings with different color markers, crayons or colored pencils.
3. Outline each space with a black marker. Your finished picture will look like a stained-glass window.
4. Fold the paper in half to make a friendship card.
5. Write a message or draw a picture in the card and give it to a friend.



### Option 3: Friendship Wreath Craft

#### Supplies:

- Cardstock or construction paper in multiple colors, including red
  - Pencil
  - Scissors
  - Markers, crayons or colored pencils
  - Paper plate
  - Glue stick or glue
1. Using multiple colors of construction paper or cardstock, trace around your hands on each different color.
  2. Draw hearts on red construction paper or cardstock.
  3. Cut out your handprints and hearts.
  4. Glue your handprints and hearts around the outside edge of the plate.
  5. Hang up your wreath or give it to a friend.

